

## EXPERT REVIEWS



"Pro Yellow is definitely my go-to laser for vascular indications! Consistent improvement can be seen gradually from the first treatment without downtime and side effects."

**dr. Gloria Novelita, SpKK**  
Dermatologist  
Skin&Co Skincare Laser Clinic



"It's a reliable workhorse laser in my dermatology practice. Pro Yellow's results for vascular and pigmentation disorders are proven to be effective and yet it's safe."

**dr. Irene Dorthy Santoso, SpDV**  
Dermatologist  
Klinik Bamed



"My common-treated problems with Pro Yellow are inflammatory acne and erythema post acne. My patients love this procedure because it doesn't have any significant downtime, and they see some results even after one single session."





**dr. Grace Waworuntu, M.Ked, SpKK**  
Dermatologist  
ZAP Premiere



"Skin rejuvenation to achieve glowing skin is the most popular treatment in my practice and Pro Yellow seems to answer this demand. My patients are happy and they keep coming back."

**dr. Dwindi Saptania, M.biomed**  
Aesthetic Physician  
Evitderma Clinic

## SPECIFICATIONS

Wavelength	: 577 nm
Laser Source	: HOPSL
Maximum Power	: 5 W
Pulse Duration	: 1 ms - 95 s and CW
Spot Size	: Standard 1.0 mm, Scanner 1.0 mm, Scan area. 15 mm x 15 mm Scan density: 100% / 80% / 60%, shapes:    
Frequency	: 0.5 Hz - 100 Hz
Method of Optical Output	: Fiber optic
Dimensions	: 42 cm x 38 cm x 19 cm (W x D x H)
Weight	: < 12 kg
Electrical Requirements	: 100-240 VAC, 50/60 Hz, max. 635 VA @ 100 V, max. 780 VA @ 240 V, 780 watt



# PRO YELLOW

 Made in Germany

Precise | No Consumables | Integrated Cooling



- + VASCULAR LESION
- + PIGMENTED LESION
- + ACNE
- + SKIN REJUVENATION
- + BENIGN SKIN TUMOUR



aesendia.infini



aesendia.infini



catalogue



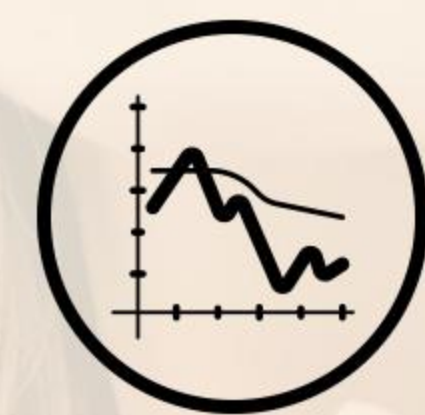
**PT. Aesendia Infini**  
Business Park Kebon Jeruk D2/10  
Jl. Meruya Ilir No.88 Jakarta Barat 11620  
☎ 0811 8007 009

# THE GOLD STANDARD FOR VASCULAR TREATMENTS

Pro Yellow represents the gold standard for vascular treatments with its unique 577nm wavelength, strategically positioned at the peak of haemoglobin absorption. It requires less fluence and minimizes treatment side effects, particularly for individuals with darker skin types.



## WHY IS IT MORE SUPERIOR?



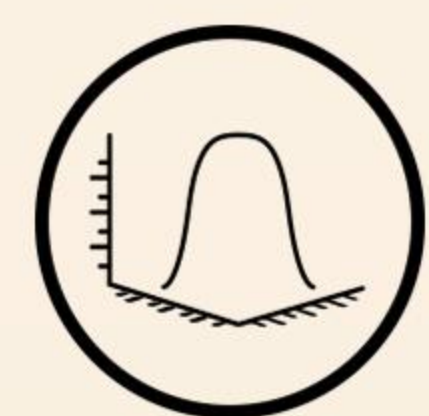
The 577nm wavelength sits at the peak of haemoglobin absorption, ensuring strong absorption by haemoglobin and safety for individuals with darker skin types.



Tolerable and comfortable treatment.



**HOPSL** (High-Power Optical Pumping Semiconductor Laser) provides high power and high reliability for maximum results.



Homogenous beam profile for a safe and precise treatment.



No consumables for affordable treatment.



Integrated skin cooling provides protection for the epidermis and maximum comfort for the patient.

## INDICATIONS

### VASCULAR LESIONS

- ✓ Telangiectasia
- ✓ Rosacea
- ✓ Cherry angiomas
- ✓ Port Wine Stain (PWS)
- ✓ Hemangioma
- ✓ Small leg vein
- ✓ Erythema post acne
- ✓ Spider nevi
- ✓ Venous lake

### PIGMENTED LESIONS

- ✓ Lentigo
- ✓ Age spot
- ✓ Freckles
- ✓ Melasma
- ✓ Skin rejuvenation



## CLINICAL RESULTS

### VASCULAR LESIONS



**Erythema Post Acne**  
Courtesy of Dr. Grace Waworuntu, Mked, SpKK Jakarta



**Erythema Post Acne**  
Courtesy of Dr. Gloria Novelita, SpKK Jakarta



**Telangiectasia**  
Courtesy of Dr. Rika Sukono Jakarta

### PIGMENTED LESIONS



**Melasma**  
Courtesy of Dr. Irene Dorthy Santoso, SpDV Jakarta



**Lentigo**  
Courtesy of Dr. Arthur S. Simon, SpKK Balikpapan



**Melasma**  
Courtesy of Dr. Ratna Tallo, SpKK Kupang